



The Wag Magazine

**The Sutherland Shire
Dog Training Club Inc**

ABN: 85 904 409 654

February 2024 – March 2024

Advertising Rates:

Did you know you can advertise in *The Wag Magazine*?

Our very reasonable advertising rates include an initial introduction/bio of your company along with your advertisement.

Contact the editor for details.

6 EDITIONS

FULL PAGE \$300

HALF PAGE \$210

QUARTER PAGE \$120

3 EDITIONS

FULL PAGE \$165

HALF PAGE \$115

QUARTER PAGE \$66

SINGLE EDITION

FULL PAGE \$55

HALF PAGE \$40

QUARTER PAGE \$22

Contact Us

Postal Address: PO Box 231, Sutherland NSW 1499

Tel: (02) 9521 1633 (clubhouse during training hours)

Web: www.ssdtc.com.au

Email: information@ssdtc.com.au

All contributions for THE WAG must be emailed to
editor@ssdtc.com.au

Contributions must be received at least two weeks prior to distribution otherwise inclusion cannot be guaranteed

Opinions expressed in THE WAG are not necessarily those of the Sutherland Shire Dog Training Club Inc. or its committee.

Any veterinary advice printed in THE WAG should be checked with your own vet.



Our Committee

President

Brian Jarrett

Vice President

Shanelle Corben

Treasurer

John McGrath

Secretary

Pamela Ryan

(contact: secretary@ssdtc.com.au)

Other Member

Andrea Munn

Loretta Rabbitt

Iris Jezierski

Assistant Secretary

Michelle Jonsson

Assistant Treasurer

Heather McMillan

Minute Secretary

Leslie Rowling

Ground Secretaries

Wendy Bourke

Andrea Munn

The Wag Magazine Editor

Lee Collett

(contact: editor@ssdtc.com.au)

Facility Officer

Lyn Walsh

Vetting Officers

Sam Simmonds

Tarmo Rae

Elwyn Gaywood

Chief Instructor

Lyn Walsh

Agility Chief Instructor

Sandra Walker

Trial Secretaries

Obedience/Rally/Agility/Tricks

Jan Taylor

Shanelle Corben

Public Officer

Brian Jarrett

Life Members

Don Ahearne Wendy Bourke

Ron Brouwer Pam Hazelton

Margaret Keast Rene Llewelyn

John Mitchell Barry Reed

Noella Smith Jan Taylor

Margaret Taylor Kevin Thomas

Elizabeth (Betty) Walsh

Peter Waugh Peter Stone

♥ Passed ♥

Bill Barclay Joan Barclay

Tiki Friezer Margaret McGarvey

Anne O'Hara Robert McGarvey

Allan Spratt



Lee Collett

Editor's Note:

Welcome to our February-March edition of The Wag Magazine. Thank you all so much for your positive feedback to the first edition. I hope this one is received in much the same way.

Our club had a great end to 2023 and I hope that 2024 brings us lots of joy with our canine companions.

At the end of last year, I spent some time taking photos of our Sunday training sessions so you might see your furry friend featured in The Wag – hope you enjoy this edition as much as I did putting it together.

I welcome all your tips and feedback – if you want something featured, drop me a line:


editor@ssdtc.com.au



Contents


15

14



Obedience
Interested in
Obedience with your
dog?

13



Spotlight on:

This month we meet
Instructor, Amanda Drury

Obedience & More Report

Obedience, Rally,
Scent Work, Tricks &
Dances with Dogs
Results from Shanelle
Corben

Our Committee	2	Training Tips	10
President's Report	4	Grading Fundamentals	11
Meet Dan from iPetStore	5	Ground Rules	17
Calendar of Events	6	Training & Class Times	17
Christmas Parties	7	Merchandise	17
Cook Community Awards	9		

President's Report

January 2024

We finished off 2023 with a fantastic Christmas party. Big thank you to Anne and the team, all of whom spent many hours pulling this together with great activities and a load of prizes for all.

We will be a busy club in 2024 with an Obedience/Rally Trial scheduled for 3rd Sunday in May and an Agility Trial on 3rd Sunday in June. A lot of work needs to be done for these trials, so, help from members participating, prior to the trial and member volunteers on the days will be greatly appreciated.

Our new instructors will be rolling out into classes this year. We usually have an influx of new memberships in January, so having these instructors on board will make for a less hectic startup. I want to thank them for stepping up, and I am certain they will find it very rewarding.

Looking forward to catching up with everyone on February 4th and getting back into training.



Brian Jarrett



New Members November-January

Kris Barnes of COMO with STAFFORDSHIRE BULL TERRIER Annie Jackson
Isabelle Bickle of PANANIA with GOLDEN RETRIEVER Leo
Ben Bradley of MIRANDA with HUNGARIAN SHORT-HAIRED POINTER (VIZSLA) Coppa
Jessica & Melissa Carroll of COMO with GERMAN SHORT- HAired POINTING DOG Reggie
David Cotton of SUTHERLAND with SHIBA Harley
Raoul Fleming of OYSTER BAY with FINNISH LAPPONIAN DOG Sorrento
John Gibbons of BUNDEENA with CURLY COATED RETRIEVER Max
Joshua Iovanello of PADSTOW with Havanese Zorro
Ellena Lykourezos of Revesby Heights with POODLE Member
Elizabeth Mckinley of Padstow Heights with ENGLISH COCKER SPANIEL Emmett
Christie Moore of CARINGBAH with BEAGLE Winston
Merwyn Nathias of ENGADINE with LABRADOR RETRIEVER Jet
Bailey Neate of SUTHERLAND with ITALIAN SIGHTHOUND Tanuki
Dan Read of YARRAWARRAH with NOVA SCOTIA DUCK TOLLING RETRIEVER River
Ella Read of MENAI with GERMAN SHORT- HAired POINTING DOG Bonnie & Clyde
Melissa Read of MENAI with GERMAN SHORT- HAired POINTING DOG Bonnie & Clyde
Torah Ritchie of Loftus with AUSTRALIAN CATTLE DOG Skittles
Brooke Simpson of GYMEA BAY with GOLDEN RETRIEVER Sofi
Michael Tiddy of Hurstville with AUSTRALIAN CATTLE DOG Matilda
Rosie Wilkes of SUTHERLAND with ITALIAN SIGHTHOUND Tofu

FEES:

New Member Fee
(incl joining and membership fees)
Single > \$25.00
Junior > \$15.00

Annual Membership Renewal
(due June 30th each year – will be accepted from 1st Sunday in April of each year)
Fee > \$15.00

Ground Fee per class > \$3.00

Vetting starts 30 minutes BEFORE classes. The vetting tables close 5 minutes before classes start. Please BE ON TIME and IF POSSIBLE have the CORRECT GROUND FEE as a courtesy to your fellow club members.

Dogs accepted from 4 months old

All dogs must be fully vaccinated with C5 vaccination which includes Kennel Cough. Titer Test Certificate also accepted.

Certification required on commencement of membership and updated annually

All Correspondence to:
Sutherland Shire Dog Training Club
PO Box 231 Sutherland NSW 1499
Telephone: (02) 9521 1633 (Clubhouse, during Sunday training hours)



iPetStore.com.au

iPetStore is a family owned, Sydney based pet supplies store. Starting in 2013 as an on-line only pet supplies business, their warehouse is now open to the public 7 days week and includes Puppy Preschool and a DIY Dog Wash.

They ship to most places in Australia and offer free shipping to most metro areas. iPetStore can be found at Warehouse 27, 3-11 Flora St, Kirrawee - just down the hill from Woolworths and South Village. There is parking available on the site and they are open Mon-Fri: 9am - 5pm, Sat: 9am-3pm, Sun: 10am-2pm.

All of their products are distributed from their warehouse in Kirrawee. The team is available to chat via phone 9am-5pm (AEST) or if you would prefer, you can email sales@ipetstore.com.au



Calendar of Events

Club Event Dates

13 May - Tracking Trial (T&S)

19 May - Obedience & Rally Trial

16 June - Agility Trial

22 June - Tracking Trial

Trick Trial – date to be confirmed

Training Dates

First Sunday for 2024 Training will be Sunday 4 February

Final Sunday for 2024 Training will be Sunday 8 December

The Wag Magazine distribution dates are 1st of February, April, June, August, October & December

Meeting Dates

Instructors Meetings take place on the first Sunday of every month after general training

Committee Meetings take place the second Sunday of every month after general training

AGM will be held Sunday 8 September 2024

GENERAL MEMBERS MEETING

Sunday 3rd March 2024

To be held outside the clubhouse at the end of training

All Members welcome

Free Sausage Sizzle

Lucky door prize

CALLING ALL VOLUNTEERS

We need help organising the Trials the Club will be holding in 2024.

If you can steward, help in the kitchen or are savvy on the computer, please reach out to Shanelle Corben at scorben@tpg.com.au



Club Christmas Party

On 10 December 2023, the club held their annual Christmas Party. Lyn Walsh and her crew put on an amazing day with so many fun games – *Simon Says* was a particularly hard one to judge – Bear & I missed out on a win by a smidgen!



Merry Christmas!



A HUGE thank you to Anne & Lyn and their band of merry helpers who made the day a magnificent success.

The club would particularly like to thank the sponsor of the day, Dan Abbott of iPetStore.

[... click here for more Christmas Party photos ...](#)

If any members have any feedback, ideas, activities or events that they'd like to see happen at the Club, please get in contact with the Editor at editor@ssdtc.com.au

All ideas are welcome!

If you would like your dog featured in The Wag, feel free to email a photo and a paragraph about your amazing dog!




Members of the Sutherland Shire Dog Training Club Rally Team

Rally Christmas Party

Our Rally Team held their annual Christmas Party on the last day of training in 2023. All members bought along a plate and enjoyed a relaxing farewell to an eventful year. Everyone is looking forward to celebrating huge successes in 2024.

[Video of Demonstration of all Rally Signs](#)



One of our amazing trainers, Shanelle Corben took a great deal of time to prepare a video demonstration of all the Rally signs. Worth a watch if you're keen to get into Rally. Rally training takes place at 7:00pm Monday nights.

You can contact Jan Taylor at taylorboyz@bigpond.com to get more information.



Our Trainers, Jan Taylor & Shanelle Corben are instrumental in the success of the Rally team. They are always happy to help with any issues that arise or problems you can't get past.

We thank them for their continued tireless efforts!

2023 Cook Community Awards

The annual Cook Community Awards provide an opportunity for people to be recognised for their contribution and selfless service in the local community. Volunteers actively involved in community groups, those who are working to better the environment in which we live or those who are simply “giving back” are eligible for a Cook Award.

Pam Hazelton was nominated and presented with a 2023 Cook Community Award at a special community ceremony in December. Pam was recognised for her service to Sutherland Shire Dog Training Club.

Congratulations Pam!




2023 Cook Community Award Recipients

Encouragement Award



Dianne & Tiffany



Nancy & Loki

Congratulations to our recipients of the Encouragement Award. Encouragement awards are given by instructors who have noticed that handlers are being persistent with dogs that might be a little more challenging than most. At Sutherland Shire Dog Training Club, your instructors notice your efforts and reward for a job well done under difficult circumstances!



Training Tips

Boredom Busters

For all of these, having fun and bonding with the dog should be the goal. Do not scold or correct your dog, but make it easy for them to earn the reward. Keep sessions short and involve the whole family, and do these in any order, when it is convenient for you:

1. Have your dog sit/stay at one end of the hall. You walk to the other, or to the distance you predict they will tolerate and stay. Call them to you. Praise as they come towards you, and bring them right in front of you into a sit position using a treat as a lure. They should be close enough so you can touch their head, and should be centered directly in front of you. Give them the treat. Then, lure them to your left side and have them sit/stay; walk away again. Repeat.
3. **The floating dinner bowl:** Holding your dog's bowl of food, ask them to sit. Slowly begin to lower the bowl. If they get up, raise the bowl up and remind them to sit. Do this until they hold their sit until the bowl is on the floor and you release by saying, "Okay!" (Note, the first few times you do this, expect it to take a while; be patient!)
4. **Agility:** Balance a stick across two cans and click/treat or praise/treat your dog for jumping over it. Cut the bottom from a new 55-gallon trash can and you have a tunnel (and if you have a smaller dog, you can use a cat tunnel or child's toy tunnel). You can include furniture or dog beds in your "course." Start the course with your dog in a sit/stay. Lead out past the jump. Call your dog to you over the jump and send them through the tunnel, then to a down/stay on the dog bed for 5 seconds. Make up your own course and obstacles throughout the house.
5. **Sniffer dog game:** With the dog at your side in a sit/stay, put a treat on the floor about 6 feet in front of them (if they haven't mastered a sit/stay, have someone hold them). Release them, saying "Find it!" Put the next treat farther away. Then put two treats farther away. Gradually make the game harder, by putting treats under something or around a corner.

Then put some food in a box, and let the dog sniff out which box has food in it. Gradually add more boxes, and place them at different heights; you can even use objects such as old handbags and briefcases or other containers to hold food for him to find. This is also a fun game to play with your dog's favorite toy.

6. **Snuffle mat:** A "snuffle" mat is another way to deliver food for your dog to find with their nose. It looks like a shag rug square, and is available in pet stores and on the Internet. You stuff pieces of kibble into the mat for your dog to sniff out and eat.

7. **Pupcake:** Another good way to entertain your dog with food is to make a "pupcake." Take a metal cake pan and put an inch or two of water in it. Add a tablespoon of meat broth and a handful of kibble/treats. Top with grated cheese, then freeze. The more water you add, the longer it will take your dog to get through this fun frozen meal.

8. **Hide and seek:** Have one person hold the dog by the collar. Have someone else go and hide somewhere in the house; make sure the dog does not see where they go, but keep it easy at first. Release the dog's collar and say "Find!" When the dog does find the person, praise the dog and give it a treat.

9. **Stuff in a pail:** Keep a lot of inexpensive toys and balls on hand, but save them for a rainy day. Then, dump all of them into a pail or big basket; then, put this fun-filled basket on the floor. We don't care if they rip up the toys, as long as they don't ingest parts or squeakers! When your dog has emptied the basket once, put everything back into it that wasn't wrecked.

Full article can be read [here](#)

Grading Fundamentals

What does it take to grade up?

Kindergarten/Club Introduction

- ❖ Grading takes place each week at end of class
- Handlers are introduced to the club, informed on basic dog to handler communication and shown basic commands. Handlers and their dog are in this class for one week only

Class 1 to 2

- ❖ Grading takes place every Sunday at end of class
- Handlers are allowed to encourage their dogs verbally and repeat commands. Checking a dog is not penalised. Clicker & food rewards (luring) are permitted.
- Core Elements
- ❖ Handler is to demonstrate a level of communication between them and their dog is being established
 - ❖ Handler may touch, encourage and direct the dog during all heeling patterns
 - ❖ Heeling with a loose lead (as much as possible), execution of left and right turns, sits and basic handling
 - ❖ Handler is to demonstrate a knowledge/ability to communicate commands to the dog



Class 2 to 3

- ❖ Grading takes place 2nd Sunday of each month
- Handlers are allowed to encourage their dogs verbally, but only occasionally repeat commands. Checking a dog is penalised, consistent checking of the dog will result in a failure. No clicker, food rewards (luring) permitted. Canine Bridle, Halti permitted.
- Core Elements
- ❖ Loose Lead (leash) all paces, automatic sit. Sit stay and drop (or down) stays, Handler beside dog
 - ❖ Heeling at all paces with a loose lead. Sits and stands using signal and voice only. Downs without force although the dog may be 'guided' down by the lead
 - ❖ Stays: (A) Sit, handler beside the dog for 1 minute; (B) Down, handler beside the dog for 1 minute
 - ❖ Handling: based on the handler's ability to communicate command

Class 3 to 4

- ❖ Grading takes place 3rd Sunday of each Month

Handlers are allowed to encourage their dogs verbally but only issue one command. Handling the dog or checking the dog will earn a penalty. Consistent checking must be failed. No clicker, food rewards (luring) permitted. No Canine Bridles or Haltis permitted.

Core Elements

- ❖ Loose Lead (leash) all paces, automatic sit, stand for examination, sit stay and drop (or down) stays with handler in front of dog (1.5 m minimum)
- ❖ Heeling: at all paces with a loose lead. Sits to be automatic. Stands and Downs using signal and voice only. Handler is not to touch or guide the dog into any directed position.
- ❖ Stand For Examination: with dog beside handler. (Dogs' paws movement will earn minor deductions as per CCD judging). If dogs all four paws move, it is a fail.
- ❖ Stays: (A) sit, handler in front of dog for 1 minute; (B) down, handler in front of dog for 2 minutes
- ❖ Handling: based on the handler's ability to communicate command



Class 4 to Club Medal

- ❖ Grading takes place Sunday as per Judges Ring schedule

Three qualifying passes to Dogs NSW trial standard -> Community Companion Dog (CCD) Standard

Handlers should not encourage their dog verbally, and only issue one command. Handling the dog or checking the dog will earn a penalty (repeated checking will be failed). No clicker or food rewards (luring) permitted.

Core Elements


- ❖ Loose Lead (leash) all paces, Automatic sit, stand for examination, Recall, Sit stay and drop (or down) stays. Handler in of front dog
- ❖ Heeling: at all paces to an advanced standard (Automatic sits, stands and downs signal and voice only)
- ❖ Stand for Examination: as in a CCD Trial with the handler in front of the dog to the length of the leash. If dogs all four paws move, it is a fail.
- ❖ Recall: 12 metres off lead (components of exercise as in CCD Trail)
- ❖ Stays: (A) Sit, handler 5 metres in front of dog for 1 minute; (B) Down, handler 5 metres in front of dog for 2 minutes
- ❖ Handling: based on the handler's ability to communicate commands.
- ❖ Note: Pre-requisite is the handler and dog having graded to Class 4

Club Medal Excellent

- ❖ Grading takes place Sunday as per Judges Ring schedule

Three qualifying passes to Dogs NSW trial standard -> Novice (CD) Standard

Note: Pre-requisites of (1) the handler and dog having graded to Class 4, (2) having gained Club Medal



"OKAY, ARE YOU READY FOR YOUR FINAL EXAM?"

November 23 – January 24

DOGS NSW Trick Dog Test - 2nd December 2023

- Lyn & Gypsy - Trick Dog Novice 2nd Place 78/80 points

DOGS NSW Trick Dog Test - 16th December 2023

- Sandra & Tralee Kip - Trick Dog Starter 1st place – 60/60 points
Kip's first ever Trick Dog test!

- Lyn & Gypsy - Trick Dog Novice 2nd Place 79/80 points
& Gained their Novice Trick Dog Title

- Leslie & Dannie - Trick Dog Advanced 2nd Place - 90/100 points

Obedience, Rally,
Scent Work,
Tricks and DWD
Report

Shanelle Corben



Lyn & Gypsy



Sandra & Kip

Sutherland
Shire Dog
Training Club
will hold an
Obedience &
Rally trail on
Sunday 19
May.
We'd love to
see as many
members on
the day as
possible

What is Obedience?

There is nothing more satisfying than sharing your life with a well trained canine companion. Reaching that goal is attainable but takes time, commitment and consistency and whether your dog is a puppy or a mature dog training will assist you in sharing a special relationship where your dog is a pleasure to have by your side, whether at home or in a social situation.

The day your puppy or more mature dog comes into your home is the day the dog starts to learn the rules by which you expect him to live. He will need to get out and meet the world with all its noises and movements and this can start at 8-12 weeks attending Puppy Pre School which is usually run by a Vet Clinic. Puppies can be registered to start training with us when they have received their final vaccinations usually at approximately 16 weeks.

Trained club Instructors will teach you to train your dog. This is the beginning of a special partnership you and your dog will share and build upon while learning to work as a team. Your puppy will learn to walk on lead without pulling, to sit, stay, drop and stand using voice and hand signals and the very important command, to come when called. As you and your dog gain confidence and learn new skills you will progress through the classes building on those skills already acquired. Once you and your dog are working well together there are other avenues where you can continue to develop skills and learn more and be introduced to the world of Obedience Trialling.

Whether your dog is a puppy or a more mature dog, has a Pedigree, is a rescue dog, or is a cross breed the basic training he has received at your local obedience club will enable you and your dog to get ready to enter the world of Obedience Trialling. To enter in these competitions you need a trained dog that is registered with a controlling body, in New South Wales and that is DOGS NSW either on the main register, limited, sporting or associate register. You also need to be a member of DOGS NSW.

Please be warned that Obedience Trialling will open up a new world for you and your dog. Some people newly introduced to the world of obedience find trialling addictive and each weekend people head off with their dogs to compete in Obedience and Rally, along the way forming friendships with like minded people. Often people go on to find other avenues in which they can compete with their dog, but no matter what dog sport is chosen, obedience is the key and is the basis of all training to have control over your dog.

There are five levels of Obedience in Australia. All classes and rules are explained fully in the Obedience Rule Book, available on the Dogs Australia Website.

Spotlight On

Instructor: Amanda Drury

Amanda's association with the Sutherland Shire Dog Training Club began back in 2000, when she and her husband started bringing their young Keeshond, Tasha, to training. Keeshonden can be independent (some might say stubborn!) but are highly food-motivated. Basically, they have a "What's in it for me?" attitude, which a lot of dogs have to varying degrees. Amanda found she had good results by using food as an occasional reward, although that was not necessarily encouraged by some instructors at the time. They progressed through the classes and eventually became part of the Demonstration Class, which was run by now-retired instructor Dave Varney. She recalls with fondness the visits to nursing homes with the team. The visits generally consisted of some obedience and agility demonstrations, followed by a resident meet-and-greet. It was very rewarding to see the smiles on people's faces as they watched or patted the dogs. The dogs' visits often brought up memories of their own animals, and many a touching story was shared on these occasions.

Amanda reminisces about one amusing incident with the Demonstration Team at a nursing home on a decidedly warm day. Unlike most other nursing home visits, this one was held outdoors. The residents were seated in the shade in a semi-circle around a grassed area which was mostly in the sun. Tasha was not fond of being in the sun when it was hot, and when the group started their obedience demonstration, Tasha made



Amanda Drury with Sky and Jonty

it **very** clear that she wasn't going to be silly enough to walk around in the sun, not when there was nice shade to be had! So, the "demonstration" quickly progressed to "meet and greet", with Amanda and her much-happier girl going quietly from resident to resident while the demonstration group continued their show without one fluffy member!

Amanda admits that it could be challenging to get to training on Sunday mornings, especially when her two children were young, and sleep-deprivation was an ever-present companion. However, she found that the effort was always worth it, and really helped in dealing with an intelligent, often-mischievous, but good-natured breed that can be challenging to live with in a variety of ways. "Lucky you're cute" has been said in Amanda's household many a time over the years!

Unfortunately, Amanda's (and Tasha's) membership with the club came to a premature end in 2005, when Tasha developed a life-threatening immune system problem, IMHA. Although things were touch and go for a while, after three blood transfusions and a variety of medications thankfully Tasha was able to be treated successfully, although she was on medication and monitored regularly for the rest of her life. However, vaccinations are not advised for dogs with IMHA, and she was unable to be a member without being vaccinated, so both the attendance at training and the nursing home visits had to cease. However, the benefits of going to training for the first 5 years of Tasha's life had lifelong benefits for both Tasha and her human family.

Tasha passed away in 2014 at the age of 14, and when Amanda and her family brought home their second Keeshond, Jonty, as a nine-week-old pup in 2015, she renewed her membership with the Sutherland Shire Dog Training Club. Her aim was to progress through the classes like she had done with Tasha.



Tasha

Things started well, but then Jonty, who his family always said was "trouble looking for a place to happen", decided to eat white garden pebbles as a six-month-old, while he was recovering from being desexed.

Somehow, he managed to eat around twenty-six of the pebbles (!) and ended up having to have major surgery to remove thirteen that he had been able to swallow but had remained in his stomach. He followed this up with two more major surgeries over the following six months. Each surgery was necessitated after he decided to eat a whole macadamia nut. The second occurrence took place even after the macadamia tree in the backyard was extensively netted underneath to try to prevent access to the nuts. Needless to say, sadly that tree is no more, Council approval to remove it having been gained after the first incident. So, as you might imagine, progress in training was slowed somewhat by the recovery periods required after three major surgeries.

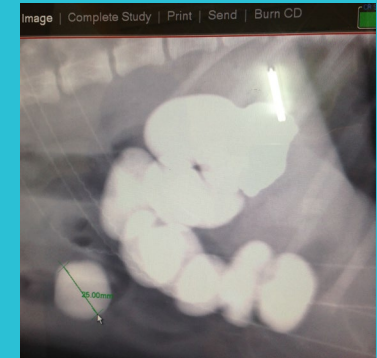


photo of X-ray of Jonty's stomach, with 13 pebbles!!

People seeing the (mostly!) well-behaved Jonty at training in recent years might be surprised to learn just how much of a ratbag he was when younger. Similar to her experience with Tasha, the training that took place the club every week, followed up by reinforcement at home, helped not only with obedience but also built a bond between dog and owners. That's not to say that he was a perfect dog....the family learned early on that chairs and stools had to be pushed completely in, otherwise Jonty would immediately be on the dining table or kitchen bench (or even just sitting up on a kitchen stool, as if that's where he belonged, which he no doubt thought he did!).

One thing that Amanda observed when she started attending classes at the club after an absence of over a decade, was an increased focus on positive training methods. She particularly liked the positive, rewards-based methods that the Clicker Class focussed on, so while she and Jonty graded up to Class 4 over time, she mostly attended the Clicker Class, having been encouraged to join the class by friend, clicker instructor Lorraine Jones. Amanda's journey to become an instructor came about after she was asked to potentially fill in occasionally in the Clicker Class, and she has been an instructor for almost 5 years, mostly with Jonty as her "Demo Dog". However, things took an unexpected turn when Jonty was diagnosed with an aggressive intestinal cancer in January 2023, and while surgery to remove the tumour and months of chemo gave him a mostly really good quality of life for over six months, sadly his fight ended at the end of August 2023.

Amanda and her family have two other Keeshonden, both girls. Sky, 9, is a former show dog and Mishka, 8, is a rescue, and both came into the family as relatively quiet adults, not rambunctious puppies, so there has been far less focus on training them. Mishka filled in for Jonty as "Demo Dog" a number of times in 2023 when the family was advised that it wasn't safe for Jonty to be around so many dogs at certain stages of his chemo treatment. She took on the role full-time upon his passing. However, Amanda is the first to admit that the lack of time spent on Mishka's training means that Mishka is more often a role model for what *not* to do. She at least provides amusement value during classes! Mishka's best "skill" is looking adorable and receiving pats, something she can never get enough of, especially as she was largely neglected for a fair portion of her adult life until finding her "forever home" with Amanda and her family two years ago.



(L to R) Sky, Mishka & Jonty

Amanda volunteers as an instructor in part to pay back the club for all the benefits that she, her family and her dogs have had from the tireless work of instructors and club volunteers past and present and considers it particularly rewarding to see both dog and handler enjoying the classes while learning at the same time.

Treat Pouches

Will be

available for

purchase soon

Merchandise

Our club enforces a no dog attack policy. This means if your dog has attacked another dog or human you will be asked to purchase from the clubhouse (or elsewhere) a muzzle to use whilst on SSDTC grounds during training sessions. Please understand that the enforcing of this policy is for the safety of our trainers, members and their dogs
Removal of the muzzle at a future date to be decided by senior instructor(s) assessment on the aggressive dog

TRAINING AND CLASS TIMES

SUNDAY MORNING

Kindergarten - 8:30 to 9:30 am

(During Daylight Saving 8:00 to 9:00 am)

Classes 1, 2, 3, 4 - 8:30 to 9:30 am

(During Daylight Saving 8:00 to 9:00 am)

Beginners Agility - 8:30 to 9:30 am

(During Daylight Saving 8:00 to 9:00 am)

MONDAY NIGHT

The Help Class - 7:00 to 8:30 pm

(Invitation Only - Enquire at Clubhouse)

Rally - 7:00 to 9:00 pm

WEDNESDAY NIGHT

Agility Training - 7:15 to 9:30 pm

(Intermediate/Trialers)



There is no Poop Fairy ...



Scoop your Poop
Grab it • Bag it • Toss it

Ground Rules

1. Members must be in class by the time specified. Instructors have the right to refuse entry to the class if you are late.
2. All dogs must be vetted by the appointed vetting officers before you proceed to a class. No dogs will be allowed on the field before being vetted.
3. Members without membership cards may be refused admittance to class.
4. All dogs must be immunised against Distemper, Hepatitis, Parvovirus and Para influenza and Kennel Cough. Current inoculation certificates must be produced when renewing membership.
5. No bitch in season will be allowed to attend training.
6. All dogs must be kept on a leash at all times unless under the supervision of an instructor.
7. All handlers of dogs who foul the grounds must immediately clean up and dispose of the matter in the bin/s provided.
8. Classes using the Club jumps and/or agility equipment will be responsible for returning the equipment to the equipment room after use.
9. Members shall behave courteously to other members and officials of the Club at all times.
10. Any disputes should be referred to the chief instructor or a committee member at the time of the dispute.